



How to tie a *Full Winsor* knot




1 Put the tie around your neck and cross the longer end over the shorter end




2 Take the longer end back under the shorter end




3 Bring the longer end up and through the neck loop



4 Now bring the longer end up and back through the neck loop again



5 The resulting knot after following actions 1 to 4 will appear as shown above



6 Now take the longer end back over the shorter end, then through the neck loop



7 Pull the longer end through the loop it created in action 6



8 Hold the short end, and with your other hand, gently pull the knot up to the collar